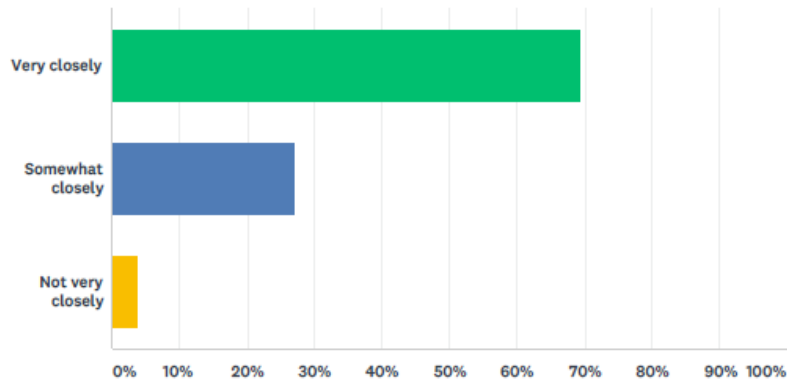


Appendix 12

Sustainable Development Goals Survey and results from partners

Q2 With reference to our mission (above); overall, how closely do you feel this compliments your own organisation's mission or purpose?

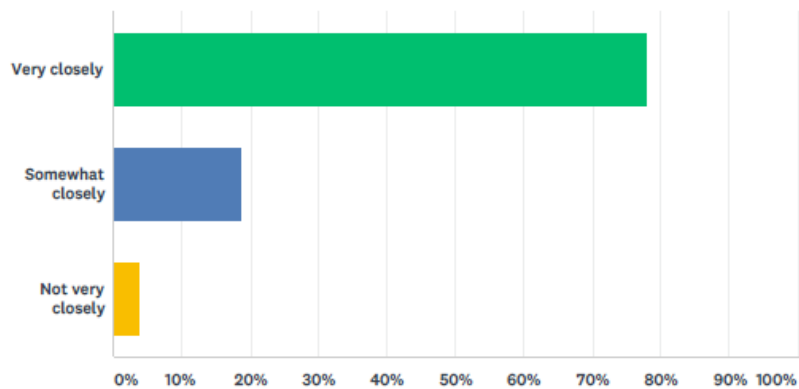
Answered: 26 Skipped: 1



ANSWER CHOICES	RESPONSES
Very closely	69.23% 18
Somewhat closely	26.92% 7
Not very closely	3.85% 1
TOTAL	26

Q3 With reference to our values (above); overall, how closely do you feel these compliment your own organisation's approach?

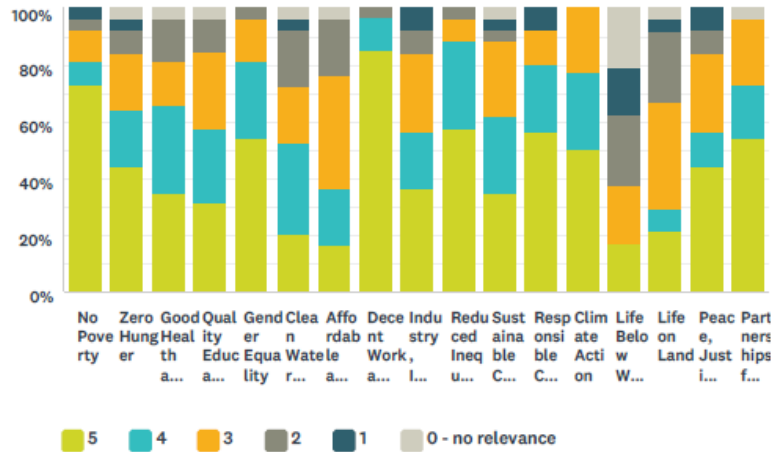
Answered: 27 Skipped: 0



ANSWER CHOICES	RESPONSES
Very closely	77.78% 21
Somewhat closely	18.52% 5
Not very closely	3.70% 1
TOTAL	27

Q4 We have explored the potential impact our work could have in helping achieve the UN Global Goals (Sustainable Development Goals – please follow the link for more details about these). Using a scale of 1 = low relevance and 5 = high relevance, which of the SDGs does your organisation consider the most relevant to your impact?

Answered: 27 Skipped: 0



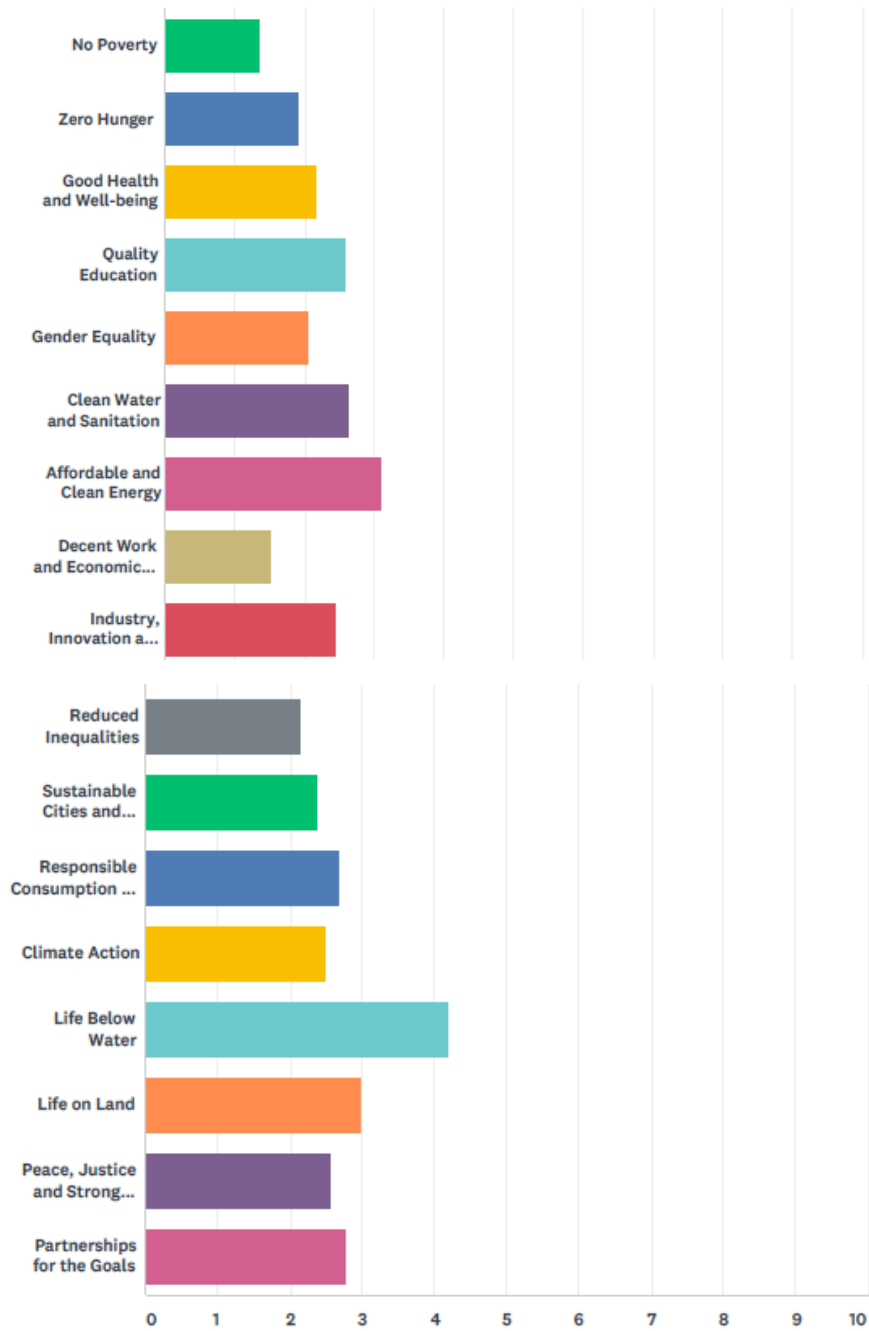
	5	4	3	2	1	0 - NO RELEVANCE	TOTAL	WEIGHTED AVERAGE
No Poverty	73.08% 19	7.69% 2	11.54% 3	3.85% 1	3.85% 1	0.00% 0	26	1.58
Zero Hunger	44.00% 11	20.00% 5	20.00% 5	8.00% 2	4.00% 1	4.00% 1	25	2.20
Good Health and Well-being	34.62% 9	30.77% 8	15.38% 4	15.38% 4	0.00% 0	3.85% 1	26	2.27
Quality Education	30.77% 8	26.92% 7	26.92% 7	11.54% 3	0.00% 0	3.85% 1	26	2.35
Gender Equality	53.85% 14	26.92% 7	15.38% 4	3.85% 1	0.00% 0	0.00% 0	26	1.69
Clean Water and Sanitation	20.00% 5	32.00% 8	20.00% 5	20.00% 5	4.00% 1	4.00% 1	25	2.68
Affordable and Clean Energy	16.00% 4	20.00% 5	40.00% 10	20.00% 5	0.00% 0	4.00% 1	25	2.80
Decent Work and Economic Growth	85.19% 23	11.11% 3	0.00% 0	3.70% 1	0.00% 0	0.00% 0	27	1.22
Industry, Innovation and Infrastructure	36.00% 9	20.00% 5	28.00% 7	8.00% 2	8.00% 2	0.00% 0	25	2.32
Reduced Inequalities	57.69% 15	30.77% 8	7.69% 2	3.85% 1	0.00% 0	0.00% 0	26	1.58

Sustainable Cities and Communities	34.62% 9	26.92% 7	26.92% 7	3.85% 1	3.85% 1	3.85% 1	26	2.27
Responsible Consumption and Production	56.00% 14	24.00% 6	12.00% 3	0.00% 0	8.00% 2	0.00% 0	25	1.80
Climate Action	50.00% 13	26.92% 7	23.08% 6	0.00% 0	0.00% 0	0.00% 0	26	1.73
Life Below Water	16.67% 4	0.00% 0	20.83% 5	25.00% 6	16.67% 4	20.83% 5	24	3.88
Life on Land	20.83% 5	8.33% 2	37.50% 9	25.00% 6	4.17% 1	4.17% 1	24	2.96
Peace, Justice and Strong Institutions	44.00% 11	12.00% 3	28.00% 7	8.00% 2	8.00% 2	0.00% 0	25	2.24
Partnerships for the Goals	53.85% 14	19.23% 5	23.08% 6	0.00% 0	0.00% 0	3.85% 1	26	1.85

Sustainable Development Goals Survey and results from stakeholders (Staff, Council + Board)

Q2 Using a scale of 1 = low relevance and 5 = high relevance, which of the SDGs do you consider the most relevant to Shared Interest's impact?

Answered: 34 Skipped: 3



Sustainable Development Goals Survey and results from stakeholders (Volunteers)

	5	4	3	2	1	0 - NO RELEVANCE	TOTAL
No Poverty	50.00% 12	25.00% 6	16.67% 4	4.17% 1	0.00% 0	4.17% 1	24
Zero Hunger	43.48% 10	26.09% 6	26.09% 6	0.00% 0	0.00% 0	4.35% 1	23
Good Health and Well-being	41.67% 10	41.67% 10	12.50% 3	0.00% 0	0.00% 0	4.17% 1	24
Quality Education	41.67% 10	29.17% 7	20.83% 5	4.17% 1	0.00% 0	4.17% 1	24
Gender Equality	37.50% 9	45.83% 11	4.17% 1	8.33% 2	0.00% 0	4.17% 1	24
Clean Water and Sanitation	47.83% 11	13.04% 3	21.74% 5	4.35% 1	8.70% 2	4.35% 1	23
Affordable and Clean Energy	36.36% 8	13.64% 3	22.73% 5	18.18% 4	0.00% 0	9.09% 2	22
Decent Work and Economic Growth	75.00% 18	20.83% 5	0.00% 0	0.00% 0	0.00% 0	4.17% 1	24
Industry, Innovation and Infrastructure	50.00% 12	20.83% 5	16.67% 4	8.33% 2	0.00% 0	4.17% 1	24
Reduced Inequalities	56.52% 13	21.74% 5	13.04% 3	4.35% 1	0.00% 0	4.35% 1	23
Sustainable Cities and Communities	26.09% 6	30.43% 7	21.74% 5	13.04% 3	4.35% 1	4.35% 1	23
Responsible Consumption and Production	43.48% 10	39.13% 9	8.70% 2	4.35% 1	0.00% 0	4.35% 1	23
Climate Action	33.33% 8	25.00% 6	20.83% 5	4.17% 1	12.50% 3	4.17% 1	24
Life Below Water	18.18% 4	9.09% 2	9.09% 2	13.64% 3	18.18% 4	31.82% 7	22
Life on Land	22.73% 5	18.18% 4	22.73% 5	22.73% 5	4.55% 1	9.09% 2	22
Peace, Justice and Strong Institutions	45.83% 11	16.67% 4	20.83% 5	8.33% 2	4.17% 1	4.17% 1	24
Partnerships for the Goals	41.67% 10	37.50% 9	8.33% 2	8.33% 2	0.00% 0	4.17% 1	24